



The Mobility Wallet & Equitable Access to Transportation



Valerie Lefler, Executive Director, CEO, & Founder
October 27, 2023




OUR VISION

Mobility solutions for the ***health and wellbeing***
of every person in every community.

Transportation Barriers

5.8 million

Americans miss medical appointments due to lack of transportation resulting in emergency room visits and worsening health conditions.



43%

respondents shared limited transportation is a root cause of hunger.



45%

Americans have no access to public transit. This is a significant factor in upward mobility of families in underserved neighborhoods.



TheUpshot

IMPORTANCE OF PLACE

Transportation Emerges as Crucial to Escaping Poverty

Give this article    70

By Mikayla Bouchard

May 7, 2015

James Baker was pedaling to work along a slick, snow-covered road in Frederick County, Md., when a traffic light changed abruptly. He braked and skidded to the ground, unhurt but making a mess of his clothes before a long day of work and school.

He was on his bicycle that snowy morning last December, about an hour northwest of Washington, because the bus service in Frederick was so erratic. Routes were far apart and the buses often late, making a 30-minute bike ride, whatever the weather, a better option.

His commuting problems highlight a central theme for many low-income people trying to build a better life: A lack of reliable and efficient transportation is often a huge barrier.

In a large, continuing [study](#) of upward mobility based at Harvard, commuting time has emerged as the single strongest factor in the odds of escaping poverty. The longer an average commute in a

SYSTEMIC RACISM

Why the next step for antiracism is transportation

Apr 22, 2021



Black Americans are more than five times more likely to depend on public transportation to access vital services and opportunities.

Image: REUTER/Eduardo Munoz

Mouhka Heller

Lead, Automotive and New Mobility, World Economic Forum

- COVID-19 acted as a stress test for racial inequities, for example by affecting Black Americans disproportionately;

THE PROBLEM



The fragmented labyrinth of resources, policies, and programs for transportation is **not working for those who rely on it the most.**

Debt Ceiling Deal Includes New Work Requirements for Food Stamps

The agreement will place additional work requirements on older Americans to receive food assistance, but will remove those barriers for veterans and homeless adults.

Give this article



The debt limit agreement includes new work requirements for older adults who

And if it wasn't already complicated enough, we're making it even harder...

KFF

The independent source for health policy research, polling, and news.



Medicaid

ome // Medicaid // 10 Things to Know About the Unwinding of the Medicaid Continuous Enrollment Provision

10 Things to Know About the Unwinding of the Medicaid Continuous Enrollment Provision

Jennifer Tolbert and Meghana Ammula

Published: Jun 09, 2023



1. Medicaid enrollment increased since the start of the pandemic, primarily due to the continuous enrollment provision.
2. KFF estimates that between 8 million and 24 million people will lose Medicaid coverage during the unwinding of the continuous enrollment provision.
3. The Medicaid continuous enrollment provision stopped "churn" among Medicaid enrollees.
4. States approaches to unwinding the continuous enrollment provision vary.


Transportation Available to Support Health Equity

A photograph of three business professionals in a modern office setting. A man in a light blue shirt is standing and gesturing with his hands while speaking to two women seated at a table. The background shows large windows and contemporary furniture.

**Economic
Stability**

A photograph of a white van parked on a paved surface outdoors. The van is viewed from a front-quarter angle. The background consists of green trees and a clear sky.

**Neighborhood
& Physical
Environment**

A photograph of a young girl with dark hair tied back, sitting at a yellow desk in a classroom. She is looking towards the camera with a slight smile. Other children and classroom items are visible in the background.

Education

A close-up photograph of a young child's face. The child has dark hair and is resting their chin on their hand, looking directly at the camera with a neutral expression.

**Healthy
Food**

A photograph showing several pairs of hands of different skin tones joined together in a circle on a wooden table. The hands are interlaced, symbolizing unity and support.

**Community
& Social
Support**

A photograph of a healthcare professional in a white coat and stethoscope examining a baby. A woman is holding the baby, and another person is visible in the background. The setting appears to be a clinical or hospital environment.

Healthcare

Feonix Solution: Transportation Assistance Hub



Staffing

Community Development Manager
Mobility Navigator
Fundraiser



Community Support

Mobility Leadership Circle
Transportation Directory
Transportation Subsidy Library



Technology

Community Operations Support Center
MaaS Technology
Mobility Wallet

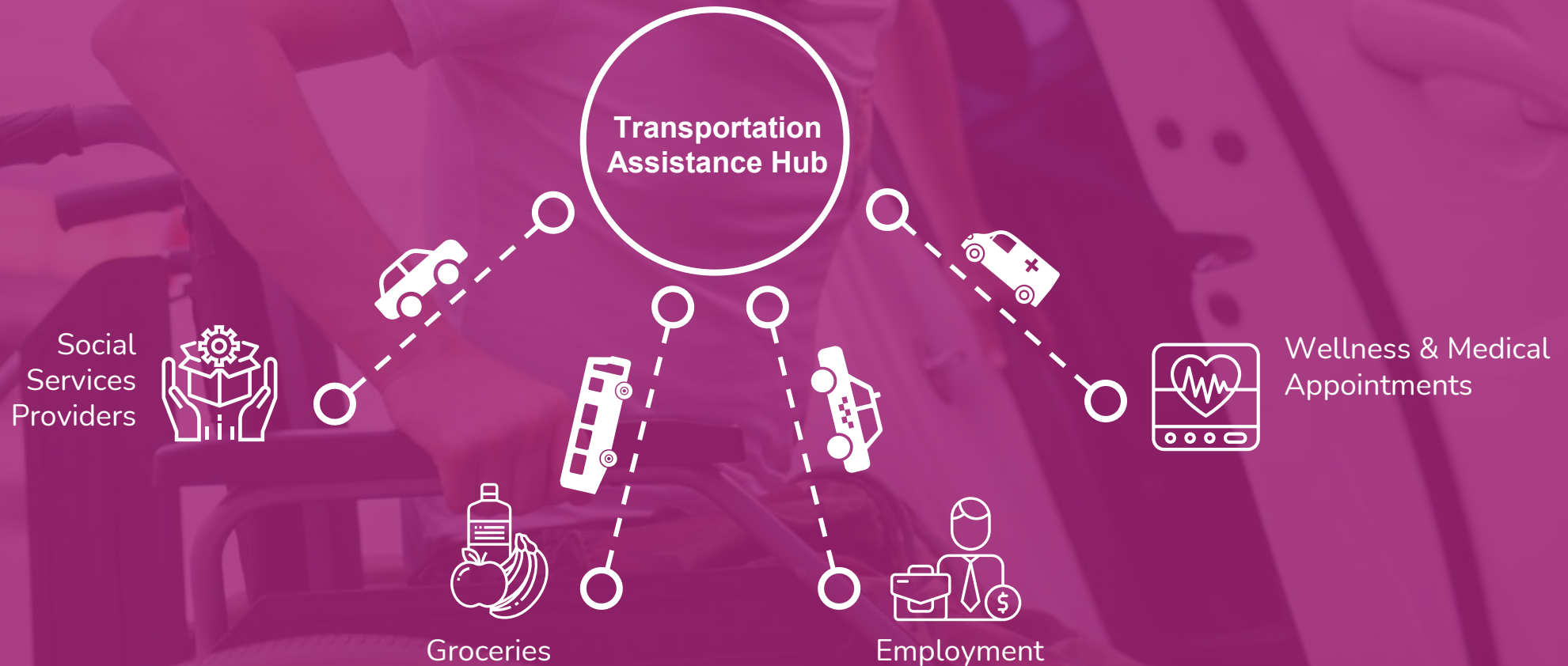


Capacity

Local Transportation Providers
- Public, Private, & Public Transit
Volunteer Drivers



Transportation Assistance Hubs Enable Mobility for all Social Determinants of Health



Mobility as a Service



Partner with Local Transportation Providers

We reach out to existing transportation providers in the community and first work to partner and integrate technology to optimize use of local options, support small business, and expand capacity if needed.



Public Transit
Agencies



Taxi Services



Non-Emergency
Medical Transportation
Providers



Bike & Scooter Share

Technology Architecture





Public Transit

Medicaid

Medicare

TANF/
SNAP

Older
Americans
Act

Centers for
Independent
Living

+ 100 Other
Programs

Silos of Transportation Resources & Information

Food Stamps – Printed in 1997



Food Stamps – Every State Uses EBT Cards in 2023



Mobility Wallet for Integrated Access to Transportation Resources

Public Transit

Medicaid


Medicare

TANF/
SNAP


Older
Americans
Act

Vocational
Rehabilitation

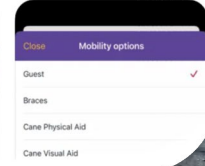
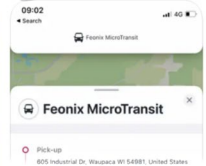
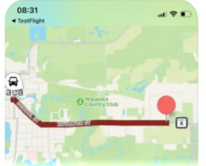
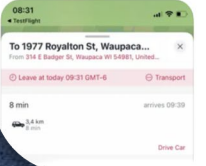
+ 100 Other
Programs



Catch a Ride ^{4.2}
Feonix - Mobility Rising
Free



iPhone Screenshots



Banking the Unbanked with Mobility Wallets & MoCaFi Partnership



Providing a cashless payment option
for the unbanked.

Catch-a-Ride



Michigan Mobility Wallet Project Overview



Deploy advanced Mobility Wallet Technology to address transportation insecurity for Veterans and Michigan families currently living in poverty.

Project Deployment Across 3 Locations/Regions:

1. Wayne County
2. Kent County
3. Jackson, Hillsdale, & Lenawee Counties

michiganmobilitywallet.org

Project Development Partners



SKEDGO



MOCIFI

SUNDBERG FERAR
PRODUCT INNOVATION STUDIO




M UNIVERSITY OF MICHIGAN



Current Public & Private Transportation Partners & Technology Integrating into the Mobility Wallet App



Passenger Beta Mobility Wallet Technology Input Session - July 21, 2023



MENLO
innovations

SUNDBERGFERAR
PRODUCT INNOVATION STUDIO



Technology Deployment - Current Status & Path Forward



Live in App Store

- “Catch a Ride” by Feonix - Mobility Rising

Rolling Out Provider Integration in 3 Phases

- August 2023 - Beta - Go-Live
- October 2023 - Phase 1
- January 2024 - Phase 2

Wallet Technology

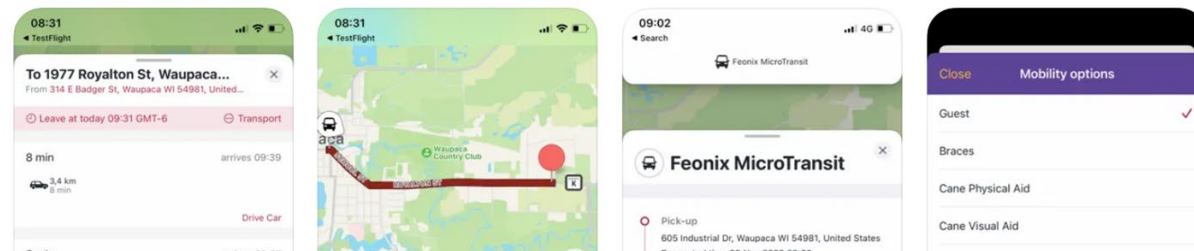
- Invoice for Wallet Assigned in App - Live
- MoCaFi Mastercard Debit Card - January 2024

Data Analytics & Mapping - January 2024



Catch a Ride 4+
Feonix - Mobility Rising
Free

iPhone Screenshots





August 7, 2023 – Purple Heart Day

Launch Celebrations in:

- Grand Rapids
- Jackson
- Detroit

Search for destination



Active Trip
Your active trip will be shown here.
You currently have no active trip.

MY BOOKINGS

Current Balance
USD 8656.61

Favorites See All

- coffeee
108 S Main St, Waupaca, WI 54981, USA
Near Trumbull & Porter to 2050 15th St, Detroit, MI 48216, USA
Walk > Shuttle
Home
Work

Catch-a-Ride

Michigan

Bookings

- All
Next
Charge 1

Users

Mobility Bundles

Mobility Bundles >

New Bundle

Bundle Name Veterans - Rides to Work

Description

Funding for 90 days of transportation for Michigan Veterans



Table with columns: Transport mode, Hide cost, Discount, Reward points per dollar spent, Notification email, Offer description. Rows include Volunteers - Detroit and Uber.

Add transport...

Subscription duration

Add subscription duration...

Restrict visibility

Buyable only once

Cancel





Mobility Wallet Working Group – Engagement & Sustainable Funding



Provide Leadership & Guidance for
the Mobility Wallet User Experience,
Research & Funding Allocated
within the Wallet

KEY OPPORTUNITIES
VOCATIONAL TRAINING
EDUCATE · EMPOWER · EMPLOY



Mobile GR &
Parking Services
CITY OF GRAND RAPIDS



NAVY LEAGUE OF
THE UNITED STATES
CITIZENS IN SUPPORT OF SEA SERVICES



VA | Defining
HEALTH CARE | **EXCELLENCE**
in the 21st Century
Ann Arbor • Flint • Jackson • Toledo

 **DisabilityAdvocates**

 **Kent County
Essential Needs
Task Force**

HOPE  **NETWORK**


**The Welcome Home Organization
(WHO)**

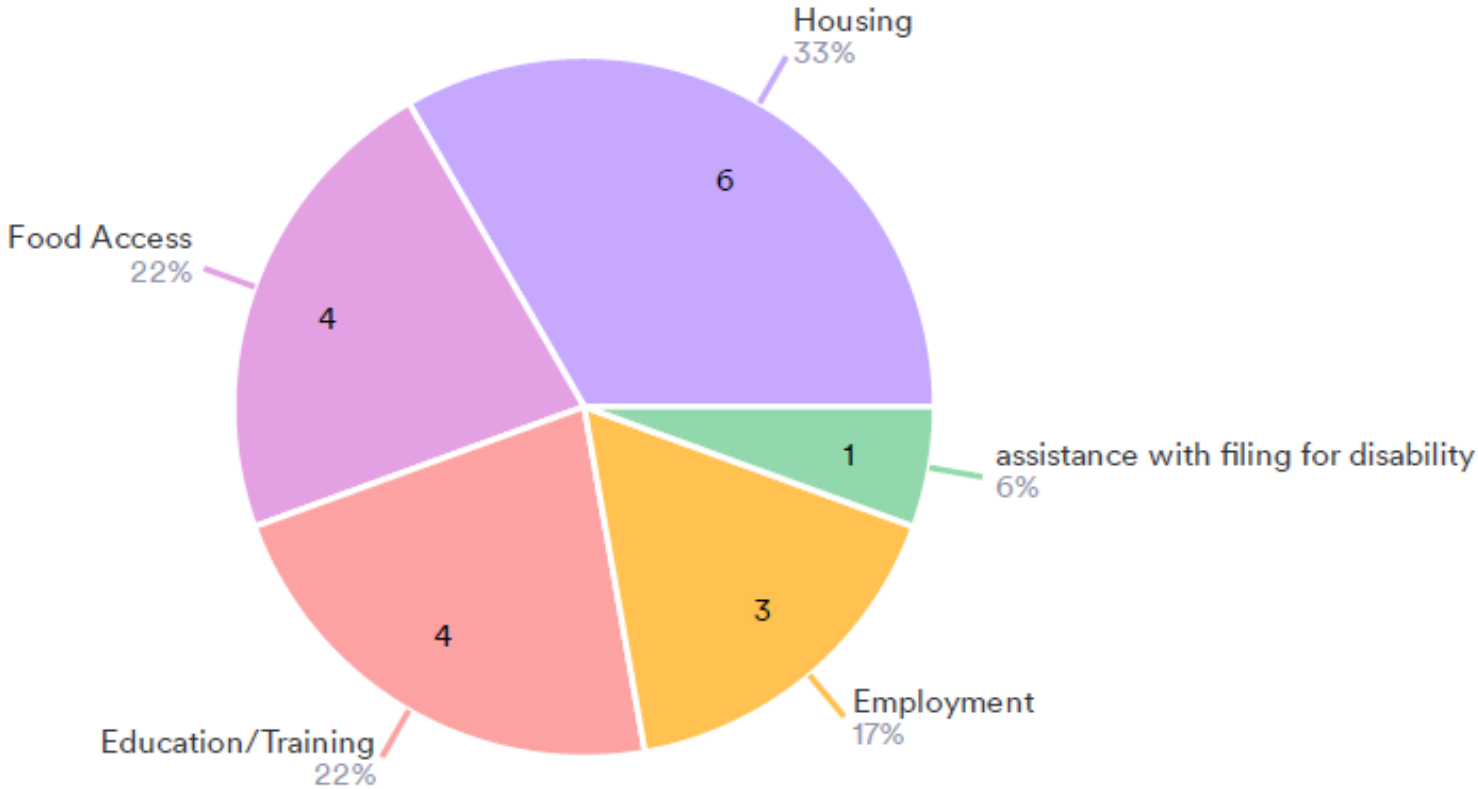
Mobility Navigators

○ Individualized Mobility Management

○ Expertise & Support Navigating Complete Transportation Ecosystem



Michigan Mobility Wallet – Identified Social Determinant of Health Needs for Veterans



● Housing ● Food Access ● Education/Training ● Employment ● assistance with filing for disability

Rider Referral Workflow

Referral

- Contact Information
- Partner Contact Info



Intake

- Research Pre-Assessment for Impact
- Demographic Info & Mobility Security 411
- Other Social Determinates of Health Needs



Assessment Worksheet

- Transportation Providers Available
- Distance of Rides Needed / Duration Needing Mobility Wallet
- Budget Estimation for Wallet



Weekly Check-ins

- Experience with Technology
- Experience with Transportation Provider
- Experience with Call Center

Project Data Collection



- **Technology User Satisfaction Scores (Monthly) - Online / Paper**

- Riders
- Third-Party Booking Agents
- Transportation Providers

- **Rider Impact - Pre & Post Assessment (Pre & Post Enrollment) - Online / Paper**

- Individual Demographics
- **Transportation Security**
- Improved Quality of Life
- Reduced Isolation
- Improved Health
- Appointment Adherence
- Medication Adherence
- Reduced Stress
- Reduced ER Utilization
- Improved Job Satisfaction

- **Community Partner - Third-Party Booking Agent (Monthly) - Online**

- Reduced Stress
- Improved Productivity
- Improved Outcomes
- Cost Avoidance

- **Community Impact - Mapping & Infographics (Quarterly)**

- Map of Rides Booked - Pick-up & Destination
- Community Characteristics & Patterns
- Ridership Characteristics
- Mobility Wallet/Budget Utilization

** Community Resource Coordinators Distribute & Collect Paper Surveys Locally*

U-M – Transportation Security Index



Transportation Security Index (TSI):

A validated, individual-level measure that directly captures the experience of transportation insecurity, regardless of geography or mode of transit (Gould-Werth et al. 2018; Murphy et al. 2021)

<https://poverty.umich.edu/research-funding-opportunities/data-tools/the-transportation-security-index/>

Validated TSI Short-form (6-items)

In the past 30 days, how often did you have to reschedule an appointment because of a problem with transportation?

In the past 30 days, how often did you skip going somewhere because of a problem with transportation?

In the past 30 days, how often were you **not** able to leave the house when you wanted to because of a problem with transportation?

In the past 30 days, how often did you feel bad because you did not have the transportation you needed?

In the past 30 days, how often did you worry about inconveniencing your friends, family, or neighbors because you needed help with transportation?

In the past 30 days, how often did problems with transportation affect your relationships with others?

TSI Inspiration



- **Inspiration:** The Food Security Index which directly captures the experience of food insecurity by measuring symptoms (vs inputs):
 - “In the last 12 months, did you ever eat less than you felt you should because there wasn't enough money for food?”
 - “The food that we bought just didn't last, and we didn't have money to get more.” Was that often, sometimes, or never true for your household in the last 12 months?

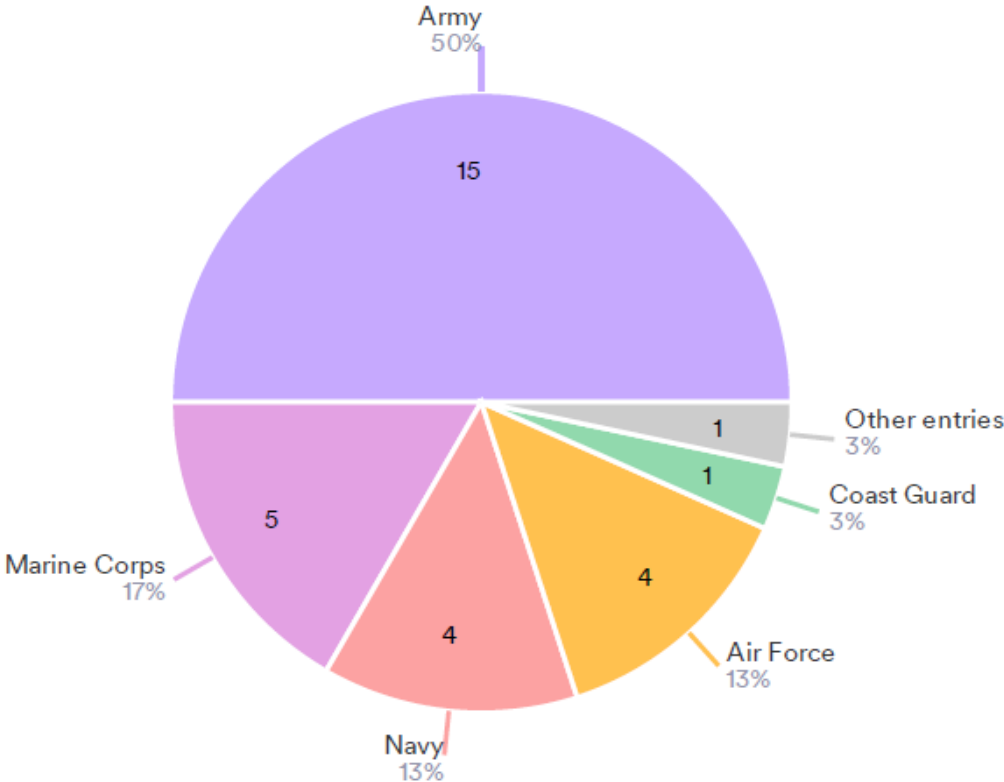


Michigan Mobility Wallet Participants

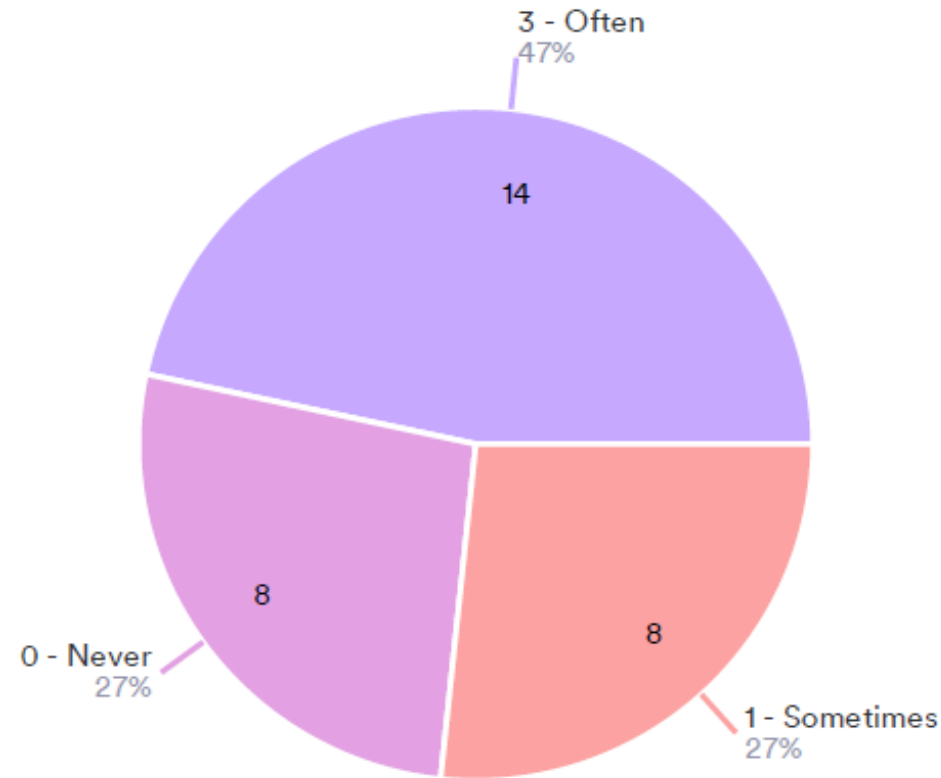


Are you a Veteran of the Armed Forces, Reserves or Guard (Check all that Apply)

30 Responses

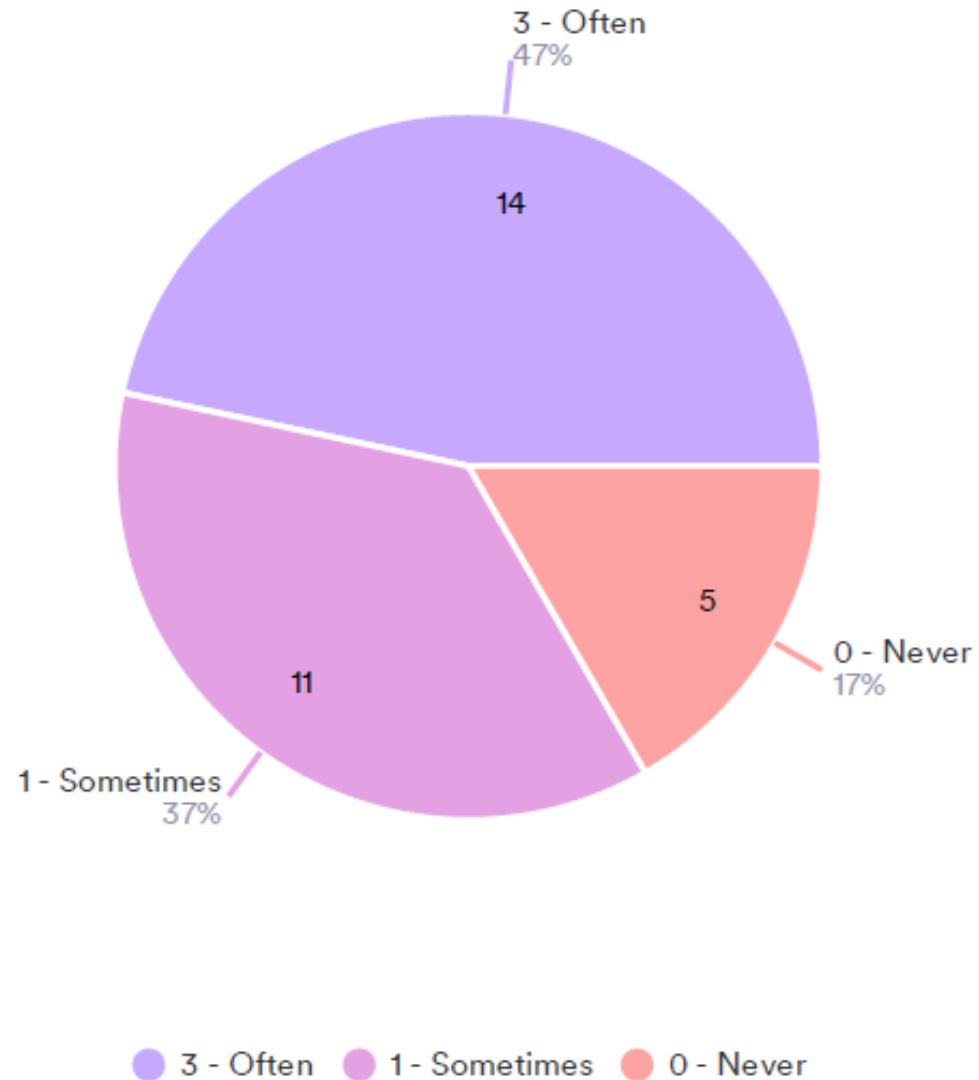


In the past 30 days, how often did you have to reschedule an appointment because of a problem with transportation?

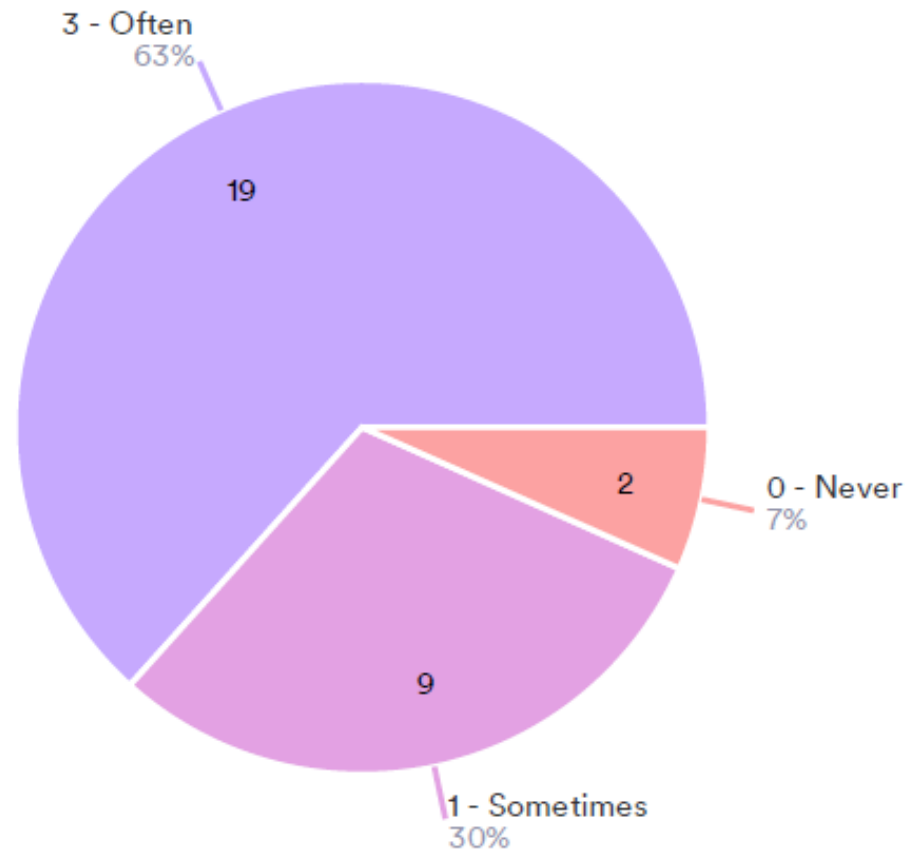


● 3 - Often ● 0 - Never ● 1 - Sometimes

In the past 30 days, how often did you skip going somewhere because of a problem with transportation?

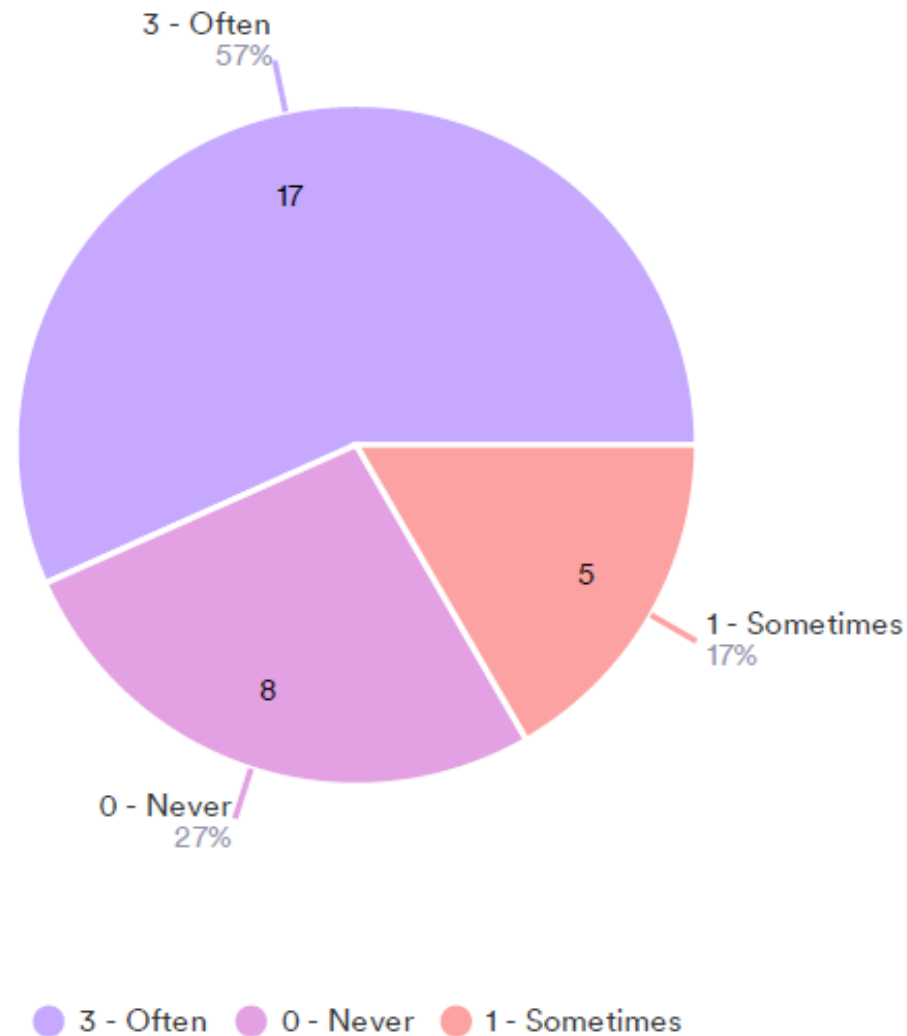


In the past 30 days, how often did you feel bad because you did not have the transportation you needed?



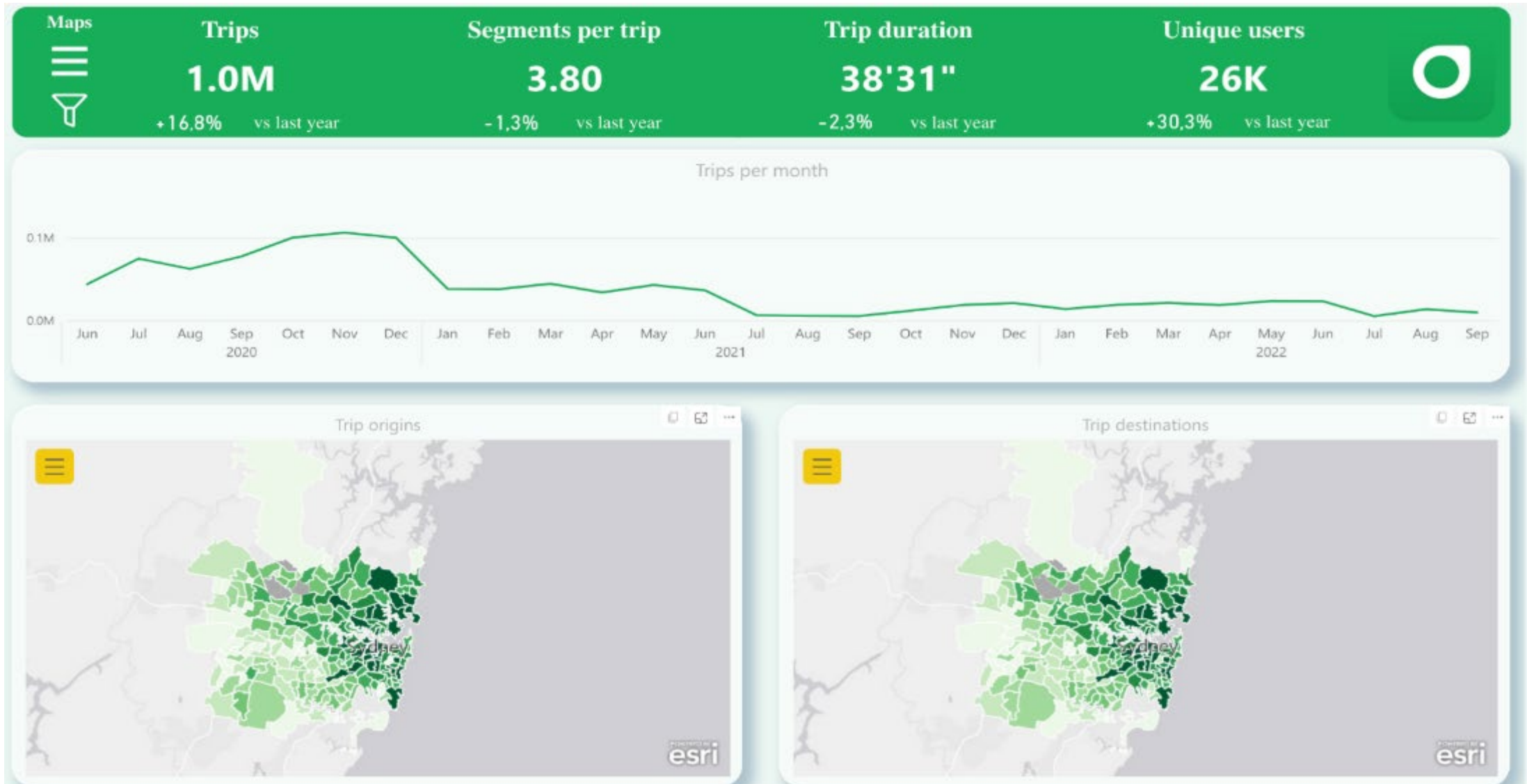
● 3 - Often ● 1 - Sometimes ● 0 - Never

In the past 30 days, how often did problems with transportation affect your relationships with others?



Analytics Dashboard

Displaying trips per month and aggregate trip data.



Analytics Dashboard

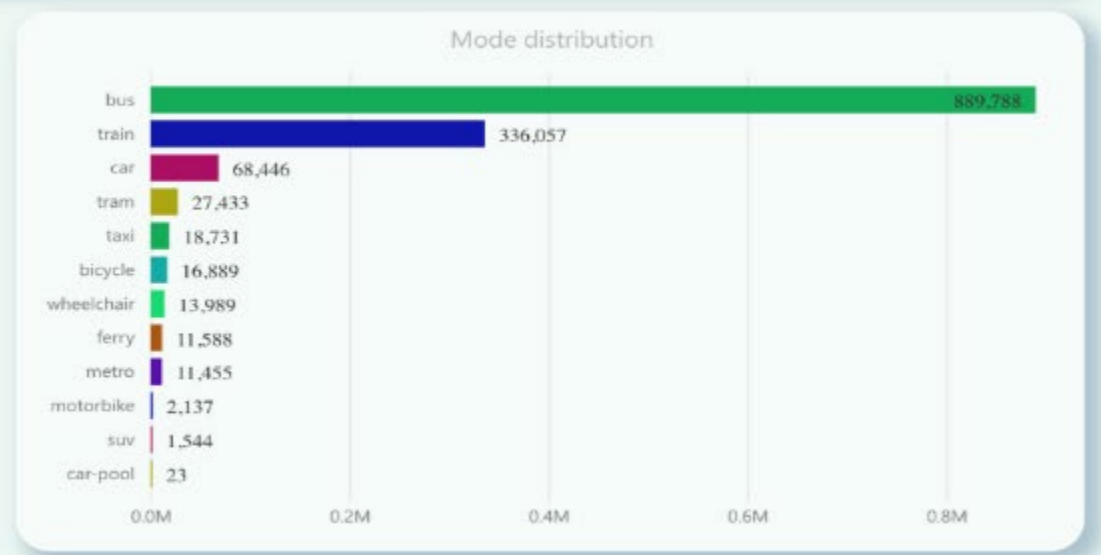
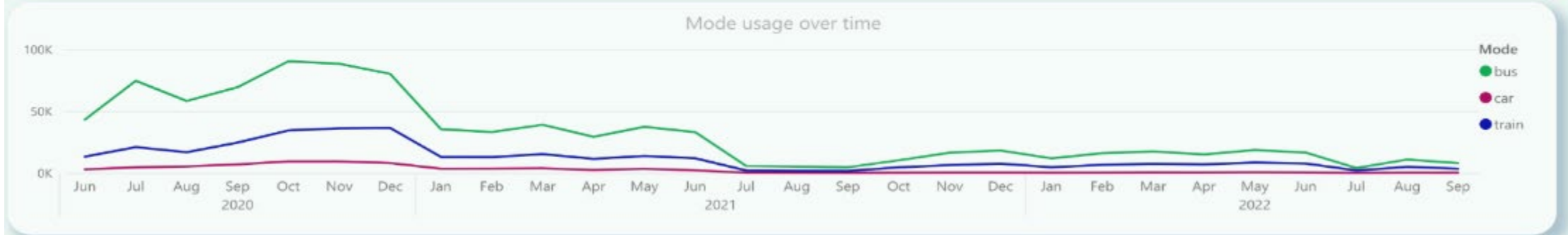
Travel mode data analysis.



Segments **Segments** **Segments per trip** **Duration per segment** **Distance walked**

3.5M **3.44** **13'36"** **709** meter

+15,7% vs last year -1% vs last year +1,4% vs last year -3,6% vs last year



Analytics Dashboard

Trip volume by time and number of trips by duration.



Thank you!

Valerie Lefler

402-806-0315

vlefler@feonix.org